


# RACK-500AI PAC-400AI AI System Series

RACK-500AI

PAC-400AI



SPCIE-C246





PE-3S1



HPCIE-C236



HPE2-3S1



## » Verticals and Applications



Factory Automation



AI Computing System



Machine Automation


# RACK-500AI-C246

NEW



## Feature

- Intel® Coffee Lake C246 chipset with Xeon® CPU
- 1 x Front-accessible 3.5" and 1 x 3.5" HDD drive capacity
- Integrated one PCIe x16 and one x4 Gen3 expansion slot
- Great flexibility hardware expansion

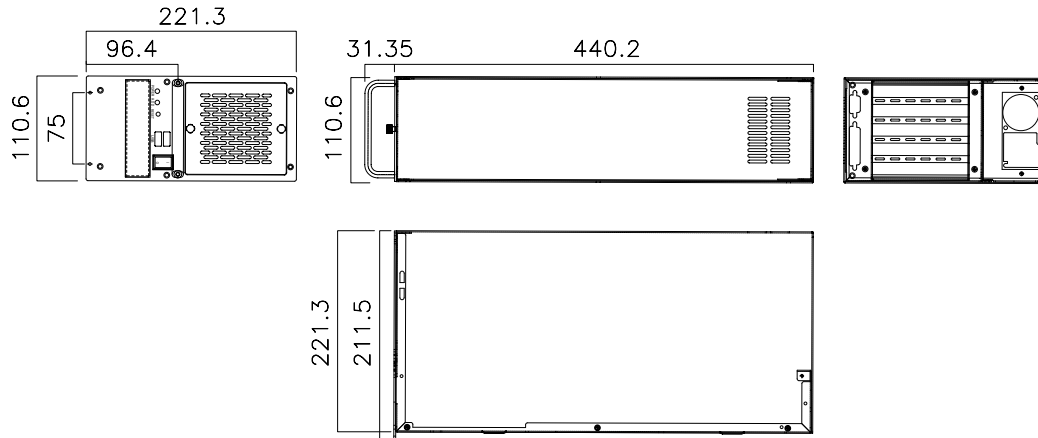


## Specifications

Model Name		RACK-500AI-C246
Chassis	Color	Navy blue and black
	Dimensions (WxDxH) (mm)	440.2 mm x 110.6 mm x 221.3 mm(DxWxH)
	System Fan (WxDxH) (mm)	Fan
	Chassis Construction	Heavy duty metal
Motherboard	CPU	Intel® Xeon® E-2176G CPU (3.70 GHz, Hexa Core, TDP 80W)
	Chipset	Intel® C246
	System Memory	Four 288-pin 2666MHz dual-channel DDR4 SDRAM unbuffered DIMMs support up to 64GB ECC & non-ECC (2 x 8G Pre-installed)
	Display Output	Dual display supported 1 x HDMI (up to 4096 x 2304@30Hz) 1 x Internal DisplayPort (up to 4096 x 2304@60Hz)
Storage	Hard Drive	1x 3.5" 6 Gb/s SATA removable drive Bay (Hot swap)
	M.2	1 x 2280 M key (PCIe x4)
I/O interfaces (SPCIE-C246)	Ethernet	LAN1: Intel® I219LM PHY LAN2: Intel® I211-AT PCIe controller (Co-lay I210-AT)
	USB 3.2	2 x Internal USB 3.2 Gen1 (2x10 pin)
	USB 2.0	6 (pin header)
	RS-232	3 (pin header)
	RS-422/485	1 (1x4 pin, P=2.0)
	Expansion	1 x PCIe Gen3 x16 slot 1 x PCIe Gen3 x4 slot **If use 2 slots capacity PCIe add-on Cards (maximum length 338mm) need to change cooler (P/N: 19100-000238-00-RS)
Power	Power Input	ATX Power (350W)
Reliability	Mounting	Rack mount
	Operating Temperature	-20°C~+50°C
	Storage Temperature	-30°C~+60°C
	Relative Humidity	10% ~ 95%, non-condensing
	Operating Shock	Half-sine wave shock 5G, 11ms, 100 shocks per axis
	Operation Vibration	MIL-STD-810G 514.6C-1
	Weight ( Net/Gross)	8 kg/11 kg
	Safety/EMC	CE/FCC
OS	Supported OS	Microsoft® Windows® 10, Linux

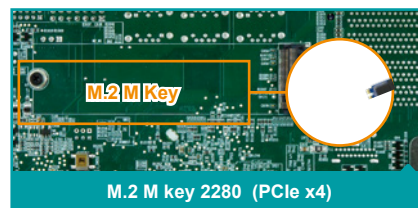

**RACK-500AI-C246**

Dimensions (Unit: mm)




## » SPCIE-C246 in RACK-500AI

Full-size PICMG 1.3 CPU Card supports LGA1151 Intel® Xeon® E3, Core™ i9/i7/i5/i3/Pentium®/Celeron® CPU per Intel® C246, ECC & non-ECC DDR4, HDMI, DP, Dual Intel® PCIe GbE, USB 3.2, SATA 6Gb/s, M.2, HD Audio, iAMT and RoHS.

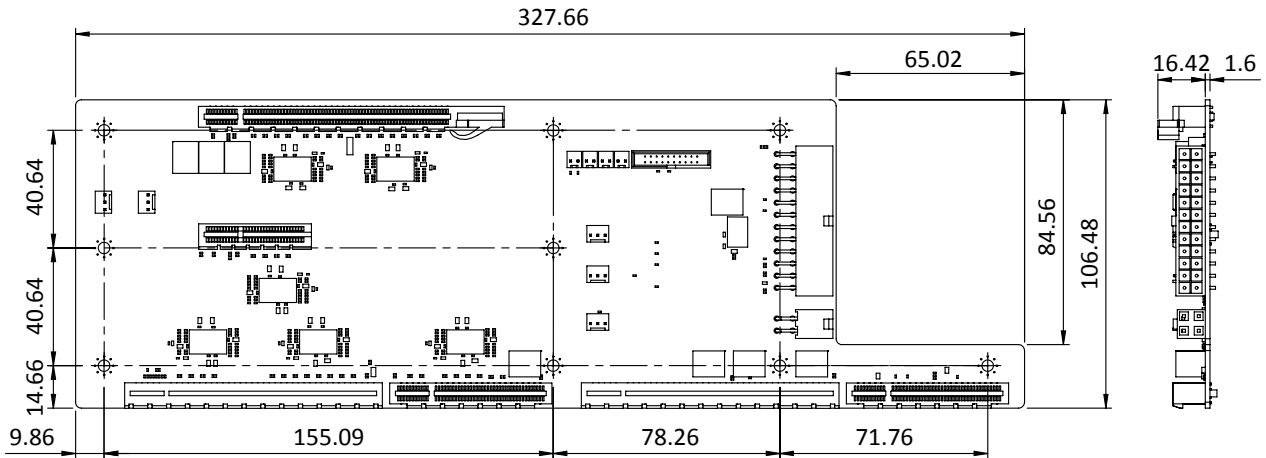


## » PE-3S1 Backplane in RACK-500AI

5-slot PICMG 1.3 backplane with one PCIe x16 Slot and one PCIe x4 Slot, RoHS.



PE-3S1  
Dimensions (Unit: mm)



Ordering Information

Part No.	Description
RACK-500AI-C246-XE/16G/35-R10	5U AI System with Intel® Xeon® E-2176G CPU (3.70 GHz, Hexa Core, TDP 80W) with Intel® C246, pre-installed 16GB ECC DDR4 memory, HDMI, Dual Intel® PCIe GbE, USB 3.2, iAMT, w/ 1 PCIe x16/x4 Slot BP, w/ FSP350(350W), RoHS
RACK-500AI-C246-35-R10	5U AI System with Intel® C246, HDMI, Dual Intel® PCIe GbE, USB 3.2, iAMT, w/ 1 PCIe x16/x4 Slot BP, w/ FSP350, RoHS

Options

Part No.	Description
GPOE-2P-R20	PCI Express Power over Ethernet card, 2-port 1000 Base(T), 802.3at compliant, low profile, RoHS
GPOE-4P-R20	PCI Express Power over Ethernet card, 4-port 1000 Base(T), 802.3at/af compliant, low profile, RoHS
IPCIE-4POE-R10	PCI Express Power over ethernet card, 4-port 1000 Base(T), 802.3af compliant, RoHS
Mustang-200-i7-1T/32G-R10	Computing Accelerator Card supports Two Intel® Core™ i7-7567U with Intel® 600P 1TB (512GB x2) SSD, 32GB (8GB x4) DDR4, PCIe x4 interface, QTS-Lite, and RoHS
Mustang-200-i5-1T/32G-R10	Computing Accelerator Card supports Two Intel® Core™ i5-7267U with Intel® 600P 1TB (512GB x2) SSD, 32GB (8GB x4) DDR4, PCIe x4 interface, QTS-Lite, and RoHS
Mustang-200-C-8G-R10	Computing Accelerator Card supports Two Intel® Celeron® 3865U with, 8GB (2GB x4) DDR4, PCIe x4 interface, QTS-Lite, and RoHS
Mustang-V100-MX4-R10	Computing Accelerator Card with 4 x Intel® Movidius™ Myriad™ X MA2485 VPU, PCIe Gen2 x2 interface, RoHS
Mustang-V100-MX8-R11	Computing Accelerator Card with 8 x Movidius Myriad X MA2485 VPU, PCIe gen2 x4 interface, RoHS
Mustang-F100-A10-R10	PCIe FPGA Highest Performance Accelerator Card with Arria 10 1150GX support DDR4 2400Hz 8GB, PCIe Gen3 x8 interface
19800-000075-RS	PS/2 KB/MS cable with bracket, 220mm, P=2.0
32102-000100-200-RS	SATA power cable, MOLEX 5264-4P to SATA15P
AC-KIT-892HD-R10	7.1 channel HD Audio kit with Realtek ALC892 support dual audio streams
SAIDE-KIT01-R10	SATA to IDE/CF Converter board
32102-000100-200-RS	WIRE CABLE; POWER CABLE; SERIAL ATA POWER CABLE; 3; 150MM; 18AWG; (A)MOLEX 8981-4M P=5.08; (B)SATA 15P 180° X2; ONE PCS PKG W/ LABEL; RoHS
32102-044900-100-RS	WIRE CABLE; POWER CABLE; PCIE power cable; 3; 100MM; 20AWG; (A)MOLEX 8981-04M P=5.08*2; (B)TKP:H6657R1-06-B-03 P=4.2; Polywell; RoHS
32102-011500-100-RS	WIRE CABLE; POWER CABLE; ; 3; 150MM; 18AWG; MOLEX 8981-04P P=5.08 X2; MOLEX 8981-04M P=5.08; Wins Precision; RoHS
19100-000238-00-RS	COOLER MODULE; HEATSINK:105*67*12.1mm; FAN:77*75*15.4mm; STANDARD; 00; HF-XFWD-00383-1710; DC FAN:12V, 4P, 5500RPM, TOW BALL; Everflow; B127515BU; CCL; RoHS

# PAC-400AI-C236

NEW



## Feature

- Intel® Skylake C236 chipset with Xeon® CPU
- One 8 cm hot swappable fan
- Integrated one PCIe x16 and one x4 Gen3 expansion slot
- Great flexibility hardware expansion

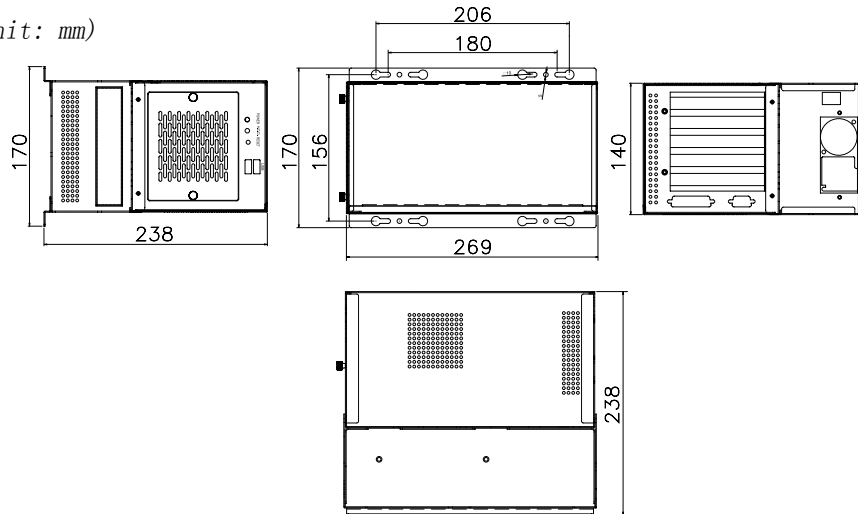


## Specifications

Model Name		PAC-400AI-C236
Chassis	Color	NAVY BLUE & BLACK
	Dimensions (WxDxH) (mm)	268.7mm x 140mm x 230.3mm (WxDxH)
	System Fan (WxDxH) (mm)	System Fan & CPU Fan
	Chassis Construction	Heavy duty metal
Motherboard	CPU	Intel® Xeon® E3-1275 v5 CPU (3.60 GHz, Quad Core, TDP 80W)
	Chipset	Intel® C236
	System Memory	Two 260-pin 1600/2133 MHz dual-channel DDR4 ECC and non-ECC unbuffered SODIMM support up to 32 GB (2 x 8GB Pre-installed)
	Display Output	1 x VGA (up to 1920x1200@60 Hz) 1 x iDP interface for HDMI, LVDS, VGA, DVI, DP (up to 3840x2160@60 Hz)
Storage	Hard Drive	1x 3.5" 6 Gb/s SATA removable drive Bay (Hot swap)
	MSATA	1
I/O interfaces (SPCIE-C246)	Ethernet	LAN1: Intel® I219LM Clarkville-V with Intel® AMT 11.0 support LAN2: Intel® I211 PCIe controller
	KB/MS	1 x (1x6 pin)
	USB 3.2	2 x USB 3.2 Gen1
	USB 2.0	2 x USB 2.0
	Expansion	1 x PCIe Gen3 x16 slot 1 x PCIe Gen3 x4 slot **PCIe Half Size Cards length support to maximum 169mm
Power	Power Input	ATX Power (250W)
Reliability	Mounting	Wall mount
	Operating Temperature	0°C~+50°C
	Storage Temperature	0°C~+60°C
	Relative Humidity	10% ~ 95%, non-condensing
	Weight ( Net/Gross)	6 kg/7.8 kg
	Safety/EMC	CE/FCC
OS	Supported OS	Microsoft® Windows® 10, Linux

PAC-400AI-C236


Dimensions (Unit: mm)




## » HPCIE-C236

Half-size PICMG 1.3 CPU Card supports LGA 1151 Intel® Xeon® E3, Core™ i3/Pentium®/Celeron® CPU with Intel® C236, ECC & non-ECC DDR4 SO-DIMM, VGA, iDP, Dual Intel® PCIe GbE, USB 3.2 Gen 1 (5Gb/s), SATA 6Gb/s, mSATA, HD Audio, Intel® AMT and RoHS.

Dual-channel DDR4 1600/2133 MHz    2 x SATA 6Gb/s    2 x RS-232/422/485



PCIe Mini slot provides mSATA and USB signal for full-size or half-size mSATA SSD and wireless LAN card.



## » HPE2-3S1 Backplane in PAC-400AI

5-slot PICMG 1.3 backplane for half-size SBC, with one PCIe x16 Slot and one PCIe x4 Slot, RoHS.

PCI Express Gen 3.0 slot

